

Take your first step to a HealthyU!

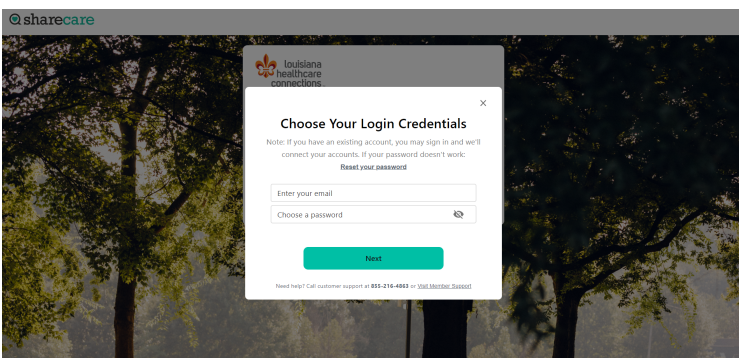
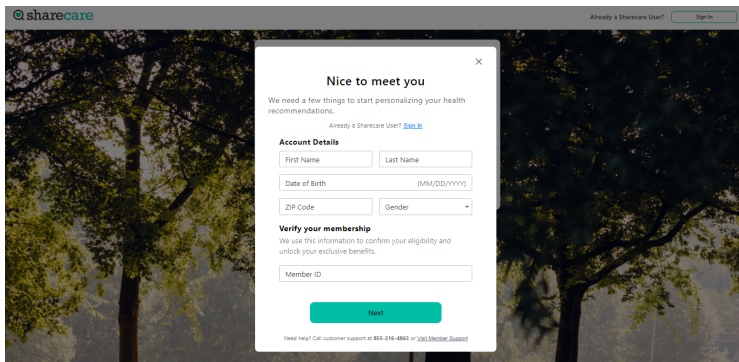
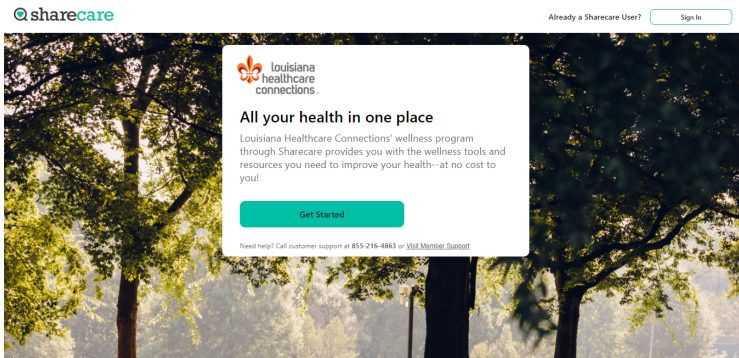
How to register for Sharecare:

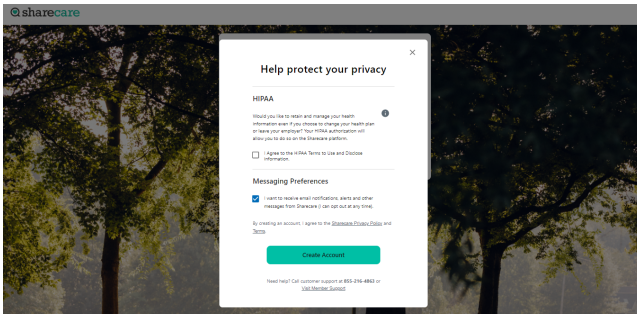


- 1 Using your desktop, go to lahealthconnect.sharecare.com. New users select **Get Started**. Existing Sharecare users, select **Sign In** to link to your account information.

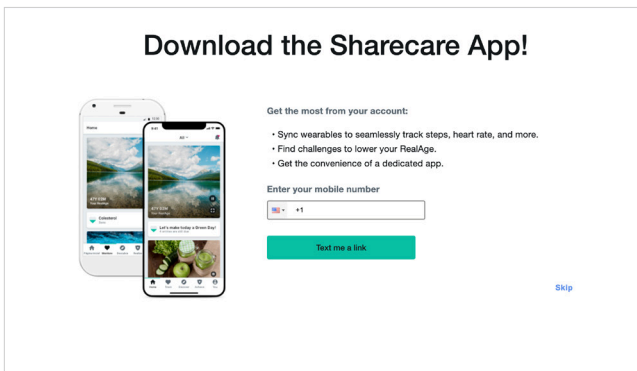
- 2 Complete the required fields including your Louisiana Healthcare Connections Member ID. Click **Next**.

- 3 Choose your login credentials and click **Next**.

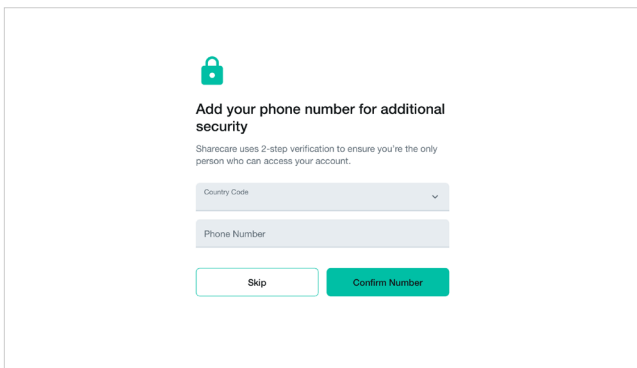




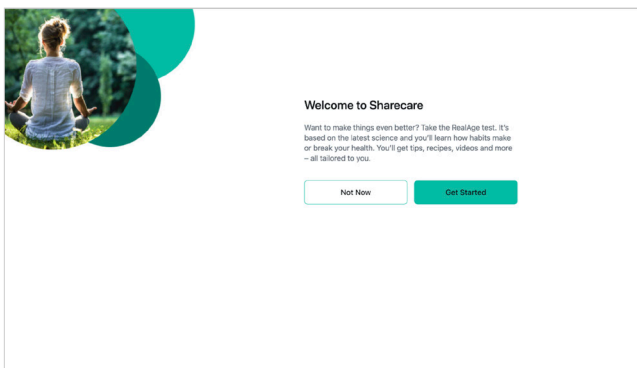
- 4 Acknowledge your authorizations and messaging preferences. Then click **Create Account**.



- 5 Enter your mobile phone number to receive a text with a link to download the Sharecare app.



- 6 Add your phone number. As an additional layer of account security, Sharecare features multi-factor authentication (2-step verification). First time sign in will require a 6-digit verification code. Verification is available via, email, SMS or voice (mobile or landline).



- 7 Click **Get Started** to take the RealAge test. If you have taken the RealAge test previously, you will need to complete it again after linking your accounts.

For more information, call **855-216-4863**.